

# H A F PROGRAMME

## BRADFORD COUNCIL ANNUAL REPORT 2024

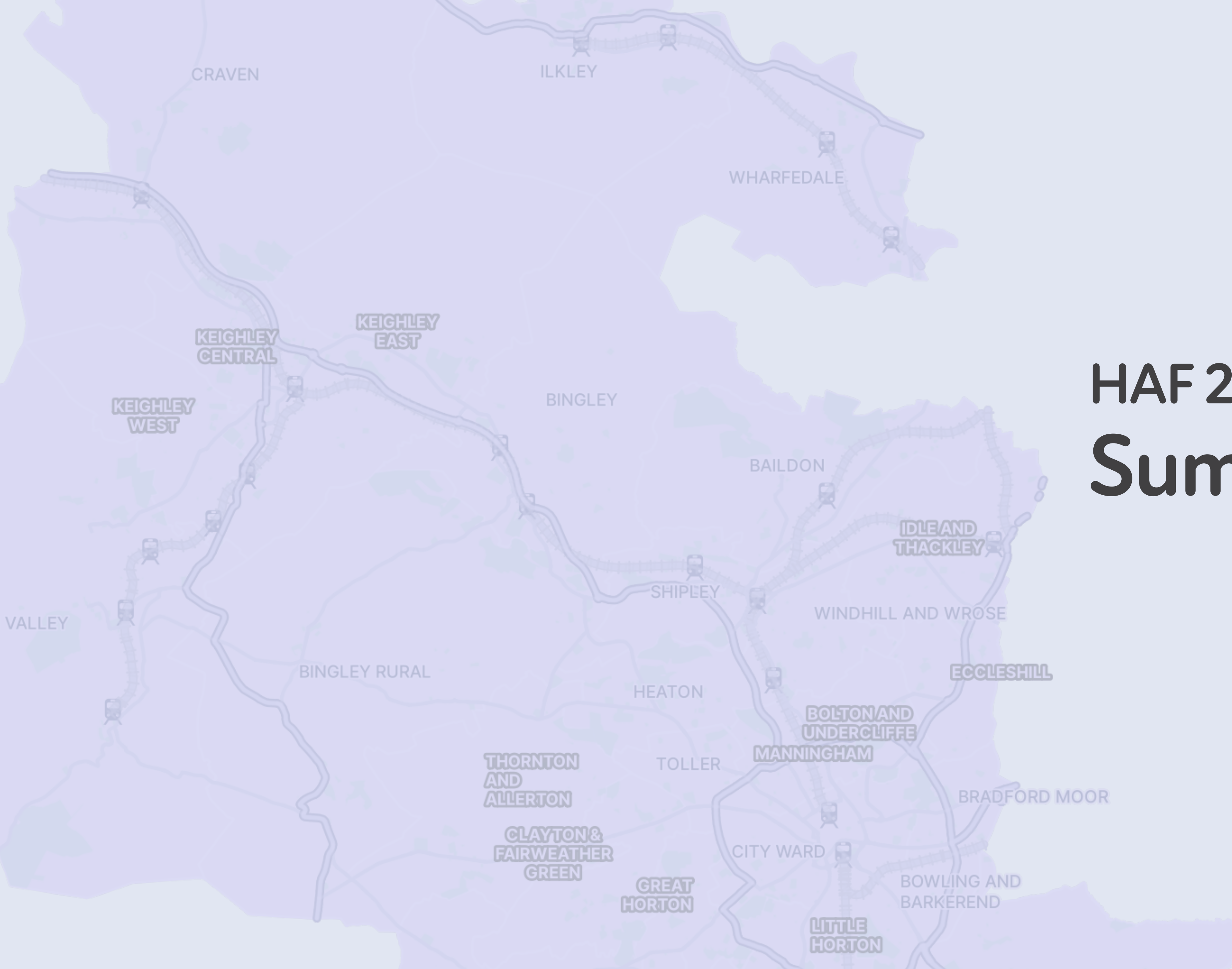


# Bradford Council Annual Report



To maximise impact and ensure the most disadvantaged children benefited from the HAF Programme, Bradford Council coordinated a project with Yeme Tech to improve insight analysis of the following areas:

- 1 Activity distribution and offer coordination
- 2 Provider activity coordination
- 3 Free school meal pupil accessibility assessments
- 4 Location gap and supply analysis
- 5 Participation assessment
- 6 Activity walkable limits assessment



# HAF 2024 Summary

# Steering group mememebers



**Sharon Sanders**

*HAF Programme Lead*



**Cllr Imran Khan**

*Portfolio Holder Economy Employment & Skills*



**Cllr Sue Duffy**

*Portfolio Holder Children & Families*



**Richard Crane**

*Assistant Director Children Services*



**Angela Hutton**

*Senior Public Health Specialist*



**Zuby Hamard**

*Sports & Physical Activities Manager*



**Mahmood Mohammed**

*Head of Stronger Communities*



**Heather Wilson**

*Youth Services Development Manager*



# Annual Delivery Overview

TOTAL GRANT AMOUNT FROM DFE

£2,907,550.00

EXPENDITURE TYPE	DESCRIPTION	COST
ADMINISTRATIVE EXPENDITURE	Includes all of the costs incurred in carrying out the administrative functions of the HAF coordination.	£139,841.16
CAPITAL EXPENDITURE	Includes any equipment purchased to support the programme.	£0.00
PROGRAMME EXPENDITURE	Includes all of the costs of providing free HAF places, including payments to providers and third parties for services provided	£2,661,113.84
OTHER EXPENDITURE	<div>Includes all of the expenditure that does not fall into the above categories.</div> <div><div>National Science &amp; Media Museum STEM Workshops</div><div>: £12,000</div><div>YEME TECH Limited Booking System</div><div>: £81,200</div><div>British Sign Language Sessions</div><div>: £1,820</div><div>Provider Training Costs</div><div>: £11,575</div></div>	£106,595.00
TOTAL EXPENDITURE		£2,907,550.00



# Annual Delivery Overview

	NUMBER OF FSM CHILDREN	NO. OF FSM CHILDREN WITH SEND	TOTAL FSM CHILDREN	NUMBER OF NON-FSM CHILDREN WITH SEND	NUMBER OF NON-FSM CHILDREN	TOTAL NON-FSM CHILDREN	ALL CHILDREN COMPLETING ACTIVITIES IN 2024
PRIMARY-AGED CHILDREN	8,388	1,358	9,746	677	3,312	3,989	13,735
SECONDARY-AGED CHILDREN	2,787	594	3,381	406	936	1,342	4,723
TOTAL NUMBER OF CHILDREN	11,175	1,952	13,127	1,083	4,248	5,331	18,458





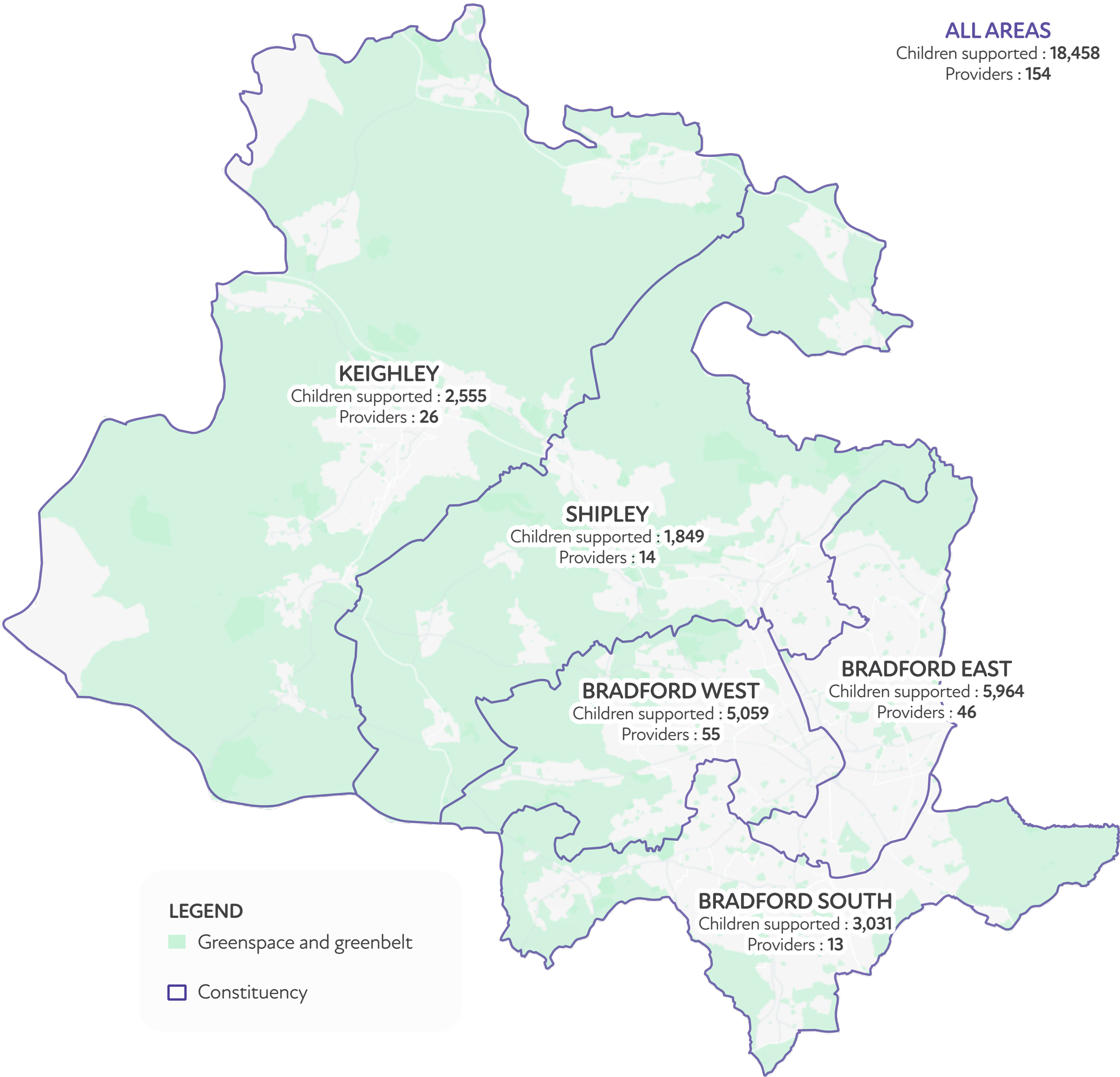
# Annual Delivery by Constituency

This page presents an overview of annual programme delivery across different constituencies within the district. The map highlights how support was distributed, showing the number of children reached and the number of providers engaged in each area.



<b>18,458</b> TOTAL CHILDREN SUPPORTED	<b>154</b> PROVIDERS THAT PARTICIPATED IN THE PROGRAMME	<b>5,156</b> ACTIVITIES DELIVERED
---	--	--------------------------------------

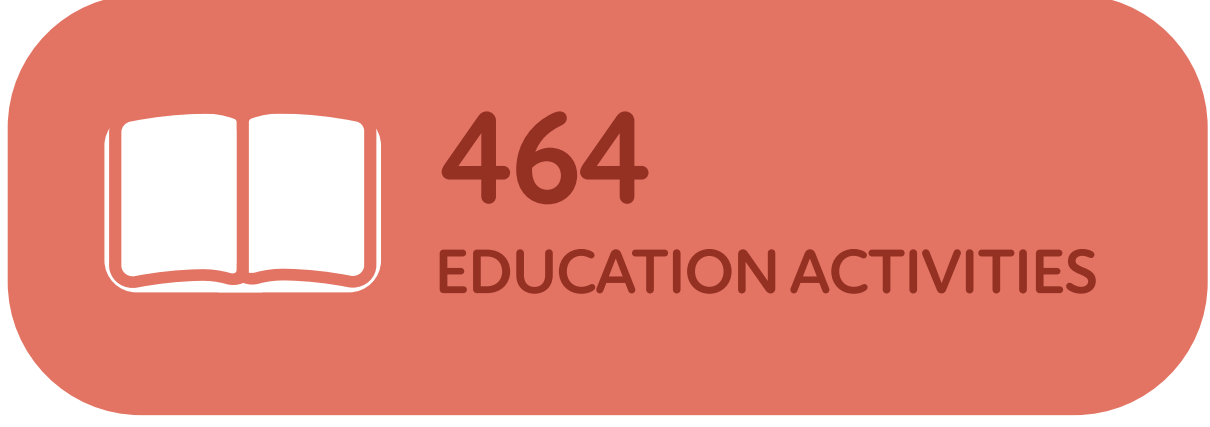
TOTAL NUMBER OF CHILDREN SUPPORTED IN EACH HOLIDAY PERIOD		
<b>5,565</b> EASTER	<b>8,753</b> SUMMER	<b>4,140</b> WINTER



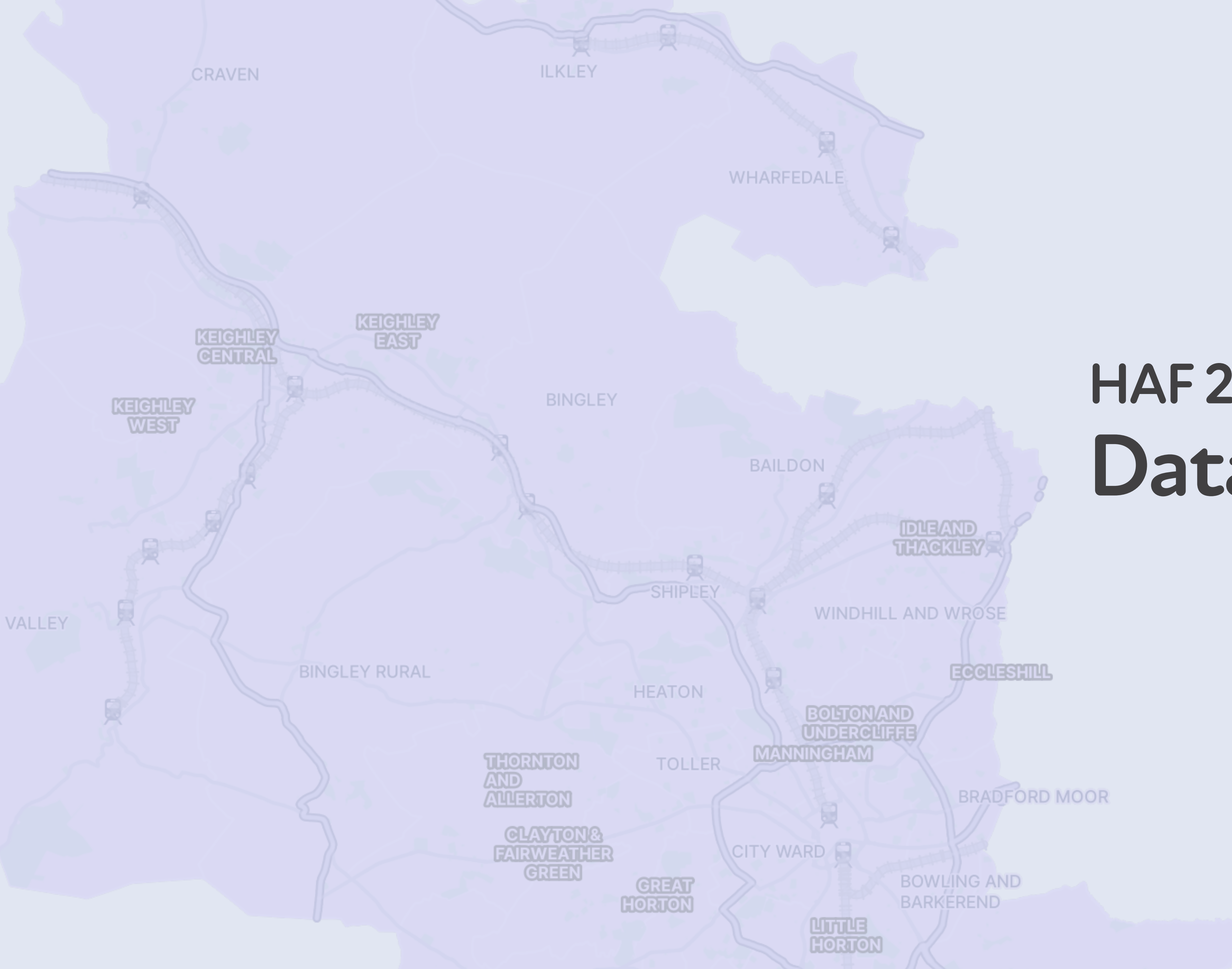


# Annual Delivery Completed by Children

This page provides a breakdown of the 5,156 activities offered throughout the year, reflecting the breadth of opportunities offered across the district. The variety of sessions enabled children to explore new interests, develop skills, and enjoy meaningful social engagement.







# HAF 2024 Data Reporting



# Walkable Distance from Providers

This analysis illustrates the accessibility of HAF providers across Bradford district based on walkable distances from provider locations. By applying 15-minute walk isochrones, the analysis estimates the proportion of FSM-eligible children with convenient access to a nearby provider.

With a 74% coverage, the findings demonstrate strong coverage across the district, suggesting that the majority of eligible children had a provider within easy walking distance — supporting equitable access and reducing transport-related barriers to participation.



20,865

FSM CHILDREN IN THE DISTRICT THAT LIVE  
WITHIN 20 MINS TO A PROVIDER  
(AVERAGE OF EASTER,SUMMER AND WINTER)

74%

FSM CHILDREN COVERAGE  
(AVERAGE OF EASTER,SUMMER AND WINTER)

154

TOTAL NUMBER OF PROVIDERS



# Gap Analysis

This table presents a ward-level overview of the number of providers and activities delivered as part of the HAF 2024 programme across Bradford district.

By showing both the number of host providers and activities per area, this analysis helps identify patterns of engagement and delivery across the district. It highlights areas of strong participation and provides a valuable foundation for planning future expansion and partnership opportunities — ensuring every ward continues to benefit from tailored support and accessible holiday provision.



Ward	Number of Providers	Number of Activities
Baildon	0	30
Bingley	0	8
Bingley Rural	2	34
Bolton & Undercliffe	5	89
Bowling & Barkerend	15	316
Bradford Moor	6	131
City Ward	17	990
Clayton	8	147
Craven	4	106
Eccleshill	8	279
Great Horton	2	41
Heaton	6	166
Idle and Thackley	6	240
Ilkley	2	208
Keighley Central	11	321

Ward	Number of Providers	Number of Activities
Keighley East	2	93
Keighley West	6	113
Little Horton	6	279
Manningham	20	296
Queensbury	3	140
Royds	2	52
Shipley	5	53
Thornton & Allerton	3	206
Toller	1	97
Tong	2	126
Wharfedale	0	0
Wibsey	0	41
Windhill a& Wrose	7	189
Worth Valley	1	21
Wyke	4	127



# List of Easter Providers

PROVIDER NAME	TYPE
Active Future North Bradford	Private provider
Addingham Youth Centre-Addingham	Private provider
AKA DANCE STUDIOS	Private provider
All Start Ent	VCSO
Aspire Pro coaching	Private provider
BEAP Community Partnership	Private provider
BHT Early Education and Training	Private provider
Blessings Daycare and Nursery	Private provider
Bloomin Buds Theatre Company	VCSO
Bradford African Community-BAC	VCSO
Bradford Bulls Foundation	Other
Bradford City FCCF	VCSO
Bradford Foundation Trust	Other
Bradford New Church	Church/faith group
Bradford PHAB Club	VCSO
Bradford Study Support network	VCSO
Bradford Trident	VCSO
BYDP - HAF 2024	VCSO
BYO	VCSO
Cafe West	VCSO
Camp Bradford	School
Carers Resource	VCSO
Clayton Community Association	VCSO
Clayton easter camp	Private provider
Club Ekta CIC	Private provider
Communityworks	VCSO
Connecting Roma C.I.C	VCSO
Coop Academy Parkland	School

PROVIDER NAME	TYPE
Council-Bradford Youth Justice Service YJS	Other
Emerge UK Company Ltd	VCSO
Farnham Community Association	VCSO
First Kick Football	Private provider
Foxclub Out of School Club c-o Foxhill Primary School	School
Friends of Phoenix Special School	School
Frizinghall Community Centre Ass	Other
Get Out More	Private provider
Grange Interlink Community Centre	Other
Hanson School	School
High Park School-SEN	Other
Highfield Community Association	VCSO
Hollins Youth Association CIC	VCSO
Inn Churches	Other
Invictus Wellbeing Foundation	VCSO
Kanga Ltd Sports-Bfd Moor	Private provider
Kanga Ltd Sports-Bingley	Private provider
Kanga Ltd Sports-Shipley	Private provider
Kanga Ltd Sports-Silsden	Private provider
Kanga Ltd Sports-Worth Valley	Private provider
Karmand Community Centre	Other
KAWACC	VCSO
Keighley Cougars RLC	Other
Keighley Youth Service	LA
Kidz campus ltd	Private provider
Killinghall Primary School	School
Latitude Sports Stars	Private provider

PROVIDER NAME	TYPE
Lower Grange Community Association	Private provider
Manningham Mills Sports and Community Association	VCSO
Mary Magdalene CiC	VCSO
Merlin Top	Private provider
Moor Time-Formerly LS29 Time	VCSO
Neighbourhood Resource Centre	Private provider
North East Windhill Community Association	VCSO
Nutrition Advise Fitness and Selfcare	VCSO
Parkside Community Centre Holiday Club	VCSO
PEACEMAKER INTERNATIONAL	VCSO
Peak Tuition Academy	VCSO
Play And Learn Scheme	Private provider
Play Bradford-Big Swing	VCSO
Primetime at The Vine	VCSO
Pro-coaching Education Limited-Eastwood School	School
Pro-coaching Education Limited-Immanuel College	School
Raising Explorers After School Club	Private provider
Ravenscliffe Youth Centre	LA
Sandale Trust	Other
Sangat Community Centre	VCSO
Scholemoor Beacon	VCSO
SHAPE-UK Ltd	VCSO
SMT- Easter Club	Private provider
SNOOP-SEND	VCSO
Spinning Top day Nursery	Private provider

PROVIDER NAME	TYPE
SPORTSCOOL	Private provider
Sportscool Bradford and Halifax	Private provider
Springfield Centre	VCSO
St Bede's and St Joseph's Catholic College	School
Sunnah Sports Community CIC	VCSO
Superstars softplay Ltd	Private provider
The Endorphins Group -SEND	Private provider
The Faith Cave	Church/faith group
The Gateway Centre-Ravenscliffe CA	VCSO
The Girlington Centre	VCSO
The Horsfall Community Trust	Other
The Nell Bank Charitable Trust-NBCT	Private provider
The Valley Project	VCSO
Thrive Holiday Club	VCSO
TKCBA	VCSO
We are Queensbury Foodbank and Community Hub	Foodbank
Westminster Primary Academy	School
White Rose Rugby	Private provider
Wiggles Play Ltd	Private provider
WomenZone	VCSO
Yorkshire Academy of Creative Arts and Dance	Private provider



# List of Summer Providers

PROVIDER NAME	TYPE
Academy at St James	School
Active Future Beckfoot Thornton School	Private provider
Active Future Sandy Lane Primary School	Private provider
Addingham Youth Centre	Private provider
AKA Summer Activities	Private provider
All for Play with Get Out More	Private provider
All Stars	Other
Aspire Pro Coaching	Private provider
BDSL	Other
BEAP	Private provider
Beckfoot Allerton Kanga Multi-Acitivity Club	Private provider
Beckfoot Phoenix Stay and Play	School
Beechcliffe Summer Scheme	School
Bingley Kanga Multi-Acitivity Club	Private provider
Blessings Daycare and Nursery LTD	Private provider
Bloomin' Buds Theatre Company	Private provider
Bolton Woods HAF-All Stars	VCSO
Bradford African Community-BAC	VCSO
Bradford Bulls Foundation	Private provider
Bradford City FC Community Foundation	VCSO
BRADFORD ENGAGEMENT PROJECT B-YEP	VCSO
Bradford Foundation Trust	VCSO
Bradford New Church	Church/faith group
Bradford PHAB Club	VCSO
Bradford Summer Camp-Park Avenue	Private provider

PROVIDER NAME	TYPE
Bradford Young Carers	VCSO
Bradford Youth Development Partnership	VCSO
Brathay Trust HAF	VCSO
BSSN	VCSO
BYO	VCSO
Byron Summer Club	School
Cafe west	VCSO
Christ Church Academy	School
Clayton Community Association	VCSO
Clayton Village Primary School	Private provider
Club Ekta	Private provider
Communityworks	VCSO
Connecting Roma Holiday Club	VCSO
Co-op Academy Parkland	School
Eastwood School HAF	School
Emerge	VCSO
Endorphins	Private provider
Fagley Primary School	Private provider
Fairbank United FC	Other
Farnham Community Association	VCSO
FCC Childrens Activities	Other
First Kick Football	Private provider
Flying Futures at Wellington Primary School	Private provider
FOXCLUB OOSC	School
Gateway Summer Camp	VCSO
Girl Power	VCSO
GRANGE INTERLINK SUMMER PLAYScheme	Other

PROVIDER NAME	TYPE
Hanson HAF	School
High Park School	Private provider
Highfield Community Association	VCSO
Hollings Youth Association CIC	VCSO
Immanuel College HAF	School
Inn Churches Cooking	VCSO
Junior Jam Summer Club - Dixons Music	Private provider
Junior Jam Summer Club - Horton Park	Private provider
Junior Jam Summer Club - Iqra	Private provider
Junior Jam Summer Club - Low Moor	Private provider
Junior Jam Summer Club - St Joseph's	Private provider
Junior Jam Summer Club - Woodside Village	Private provider
Karmand Community Centre	VCSO
KAWACC	VCSO
Keighley Cougars Rugby League	Private provider
Keighley Youth Service	Other
Kidz Campus	Other
Killinghall Family Trips	School
Laisterdyke Hub	VCSO
Latitude Sports Stars	Private provider
Lower Grange Community Association in partnership with Bradford West Youth Service	VCSO
Manningham Mills Sports and Community Association	VCSO
Mary Magdalene Church	VCSO
Merlin Top Primary School	Private provider
Moor Time	VCSO



# List of Summer Providers

PROVIDER NAME	TYPE
Moving UP - TFD Centre	Private provider
NAFS	VCSO
Neighbourhood Resource Centre	VCSO
Nell Bank	Private provider
Parkside Community Centre Holiday Club	VCSO
PASS	Other
Peak Tuition Academy	VCSO
Penny Oaks Kanga Multi-Activity Club	Private provider
Play and learn scheme CIC	Private provider
Primetime Summer Camp	VCSO
Raising Explorers	Private provider
Ravenscliffe Youth Centre	LA
Sandale Youth Club	Other
Sangat Summer scheme	VCSO
Save The Mothers Trust	Other
SBSJ Multi Activity Camp	School
Scholemoor Beacon	VCSO
Shape UK	VCSO
Shipley Kanga Multi-Acitivity Club	Private provider
Silsden Kanga Multi-Acitivity Club	Private provider
SNOOP	VCSO
Spark Camp Youth Justice Service	LA
Spinning Top	Private provider
SportsCool Multi Sports Holiday Club	Private provider
Sportscool Oakenshaw, BD12	Private provider
Stanbury Village School	School
Summer Cricket Camp	VCSO

PROVIDER NAME	TYPE
Summer Family Fun and Activities in the Parks	LA
Sunnah Sports Community CIC	VCSO
Superstars Softplay LTD	Private provider
Tasif Khan Community Boxing Aacademy	VCSO
The Big Swing	VCSO
The Faith Cave	Church/faith group
The Springfield Centre	VCSO
The Valley Project	VCSO
Thrive Club - Newby	VCSO
Thrive Club - St John's	VCSO
Trident Kids summer club	VCSO
WAQ Sports Camps	Foodbank
Westminster Primary Academy	School
White Rose Rugby	Private provider
Wiggles	Private provider
Windhill Holiday Club	VCSO
WomenZone	VCSO
Worth Valley Primary School	Private provider
Yorkshire Academy of Creative Arts and Dance	Private provider



# List of Winter Providers

PROVIDER NAME	TYPE
Addingham Fun Club	Private provider
All Stars	Other
Aspire	Private provider
BDSL Cycling Club	Other
BEAP	Private provider
Blessings Daycare and Nursery	Private provider
Bolton Woods Haf	VCSO
Bradford - Park Avenue	Other
Bradford African Community - BAC	VCSO
Bradford City	VCSO
Bradford Foundation Trust	VCSO
Bradford New Church	Church/faith group
Bradford Young Carers	VCSO
Brathay HAF	Other
BSSN	Other
Bulls Foundation Festive Camps	Other
BYDP Winter HAF 2024	VCSO
BYO	VCSO
Cafe West	VCSO
Christ Church Academy Haf	School
Christmas Stay and Play	School
Clayton Community Action Group	VCSO
Clayton Fun Club	Private provider
Club Ekta	VCSO
Co-op Academy Parkland	School
Eastwood School HAF	School
Endorphins Group	Private provider
Fairbank United	Other

PROVIDER NAME	TYPE
Farnham Community Association	VCSO
FCC Holiday Club	Other
First Kick Football	Private provider
Flying Futures Camp Bradford	VCSO
Get Out More	VCSO
Girl Power	Other
Grange Interlink Christmas Playscheme	Other
HAF Christmas Scheme	Other
Hanson HAF	School
High Park School	Other
Hollings Youth - HYA	VCSO
Immanuel College HAF	School
Kanga Multi Activity Club Saltaire Primary School	Private provider
Kanga Multi Activity Club The Hive Silsden	Private provider
Kanga Multi-Activity Club Beckfoot Heaton	Private provider
Kanga Multi-Activity Club Bingley	Private provider
Kanga Multi-Activity Club Shibden Head Academy	Private provider
Karmand Community Centre	VCSO
KAWACC	VCSO
KEIGHLEY COUGARS	Private provider
Keighley Young People's Centre	Other
Kidz Campus	Private provider
Laisterdyke	VCSO
Latitude Sports Stars	Private provider
Lower Grange Youth and Community Centre	Other

PROVIDER NAME	TYPE
Moving UP	Other
NAFS	VCSO
Neighbourhood Resource Centre	VCSO
Peak Tuition Academy	VCSO
Play and Learn Scheme	Private provider
Play Rangers	VCSO
Raising Explorers	Private provider
Ravenscliffe Youth Centre	LA
Rockwell Centre	Private provider
Romalandia Cultural Centre	VCSO
Sandale Youth Club	Other
Sangat Xmas Scheme	VCSO
SBSJ Multi Activity Camp	School
SHAPE	VCSO
SNOOP	VCSO
Spinning Top Childcare	Private provider
SportsCool Multisports Club	Private provider
Sportscool Oakenshaw	Private provider
Sunnah Sports Community CIC	VCSO
Superstars After school and Holiday club	Private provider
TASIF KHAN COMMUNITY BOXING ACADEMY TKCBA	VCSO
The Big Swing- Holiday adventure play	VCSO
The Faith Cave	Private provider
The Gateway Centre, Elf Acadamy	VCSO
The Springfield Centre	VCSO
The Valley Project	VCSO
Thrive Holiday Club	VCSO

PROVIDER NAME	TYPE
Thrive Holiday Club - Baildon	VCSO
Trident Kids Club	VCSO
WAQ Holiday Club	Foodbank
Westminster Primary Academy	School
Windhill Holiday Club	VCSO
Winter Cricket Camp	VCSO
WomenZone	VCSO
Worth Valley Fun Club	Private provider
YJS Spark Camp	Other
Yorkshire Academy of Creative Arts and Dance	Private provider



# Density of Activities

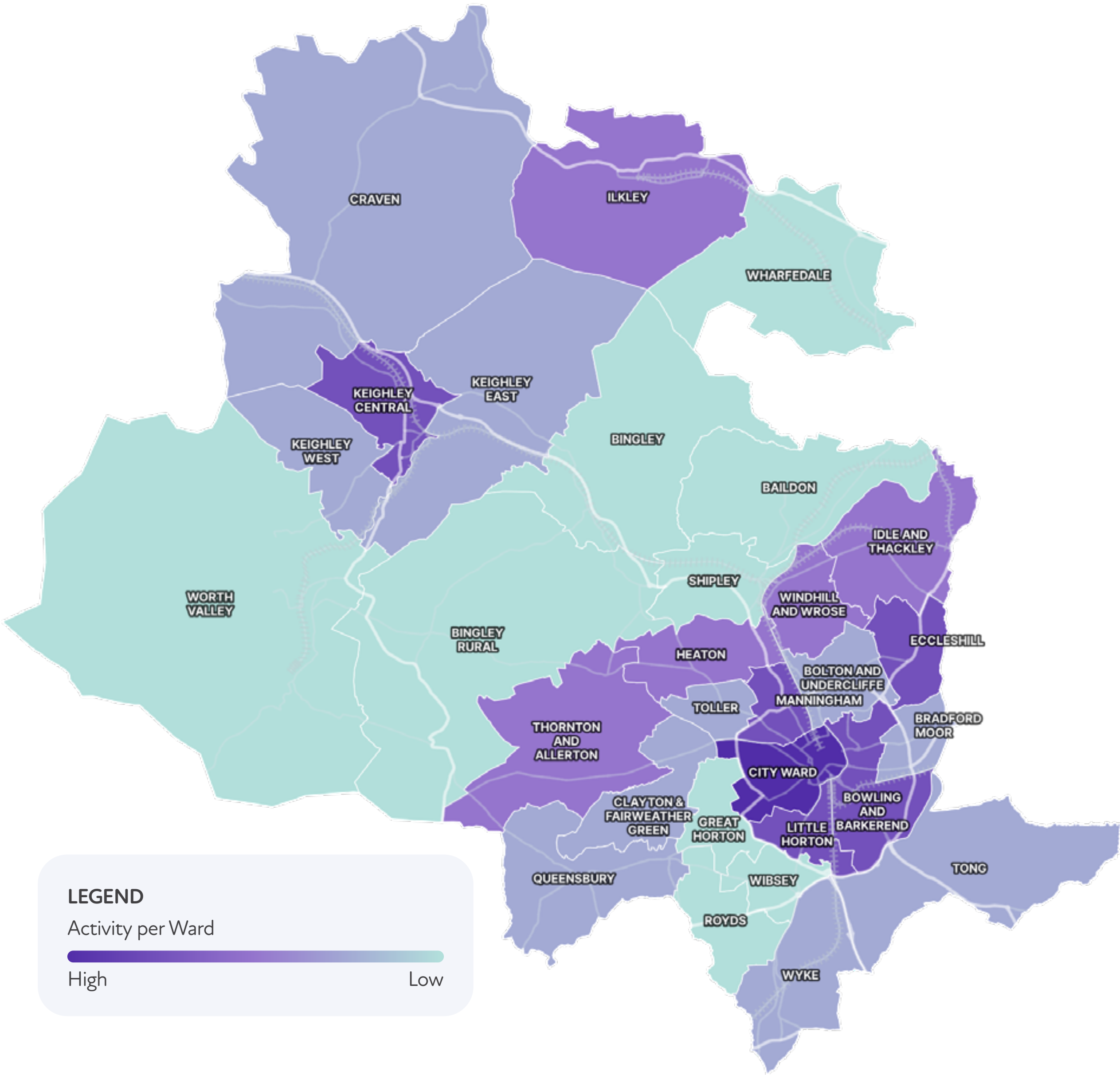
This map highlights how activities are distributed across different wards. Each shaded area represents a ward, with lighter shades indicating a lower number of activities delivered. This helps to visualise which parts of the district had the most programme delivery, supporting an understanding of both coverage and reach.

The darker areas reflect wards where engagement and service provision were particularly active, while slightly darker regions may offer opportunities for further development or targeted support in future planning.



TOTAL NUMBER  
OF ACTIVITIES

▶ 5,156





# Activity Distribution Analysis

This section highlights when activities took place and the types delivered during the 2024 HAF programme.

The first chart shows that most activities were held on weekdays, with peak engagement occurring between Monday and Thursday. This suggests a strong alignment with family routines and availability during school holidays.

The second chart highlights the diversity of activities offered, with sports being the most popular category, followed by social and arts-based sessions. This broad range reflects the programme’s inclusive approach offering something for every interest while supporting children’s wellbeing, development, and enjoyment.

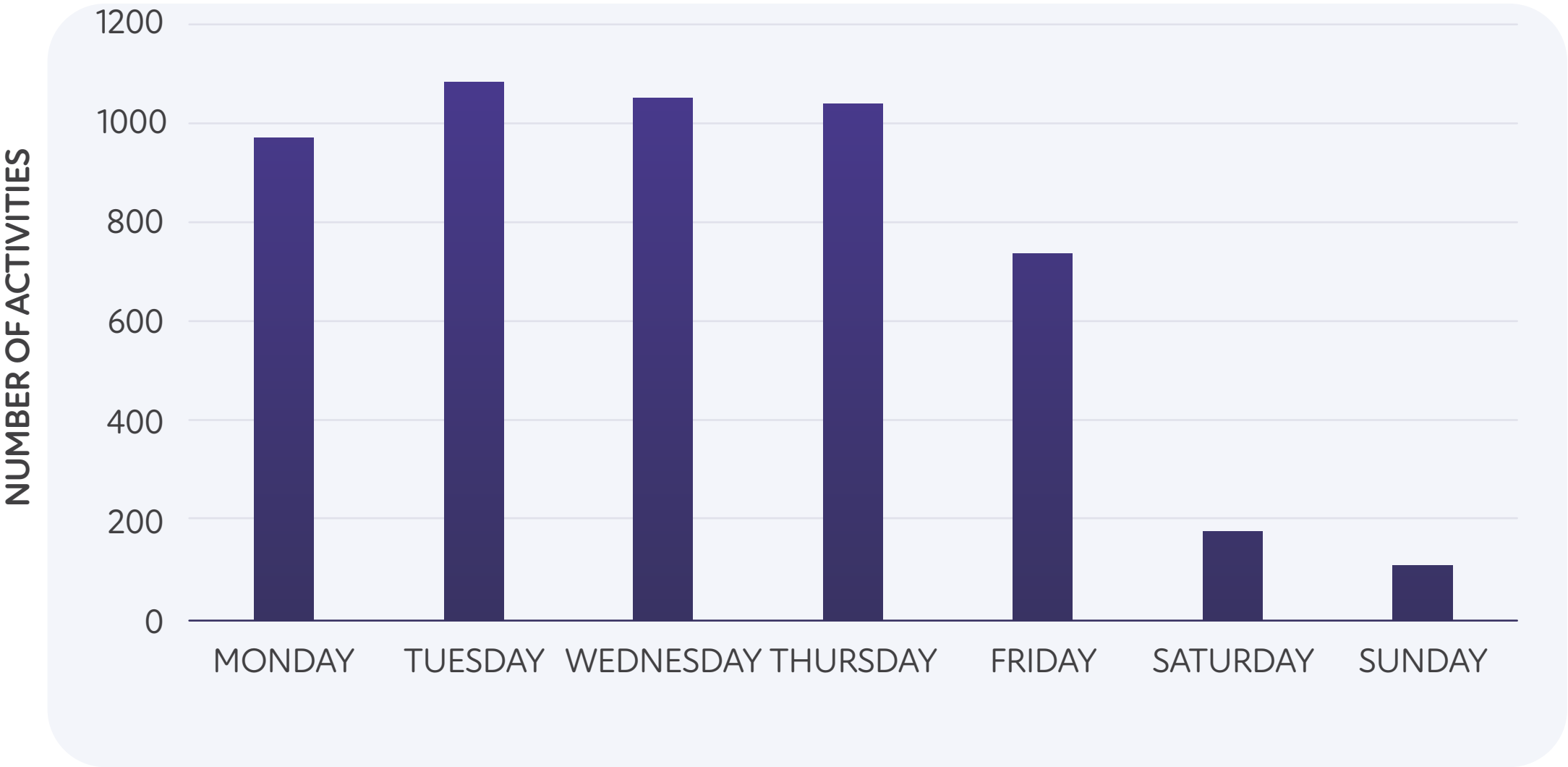
POPULAR  
ACTIVITY TYPE

▶

Sports : 1810

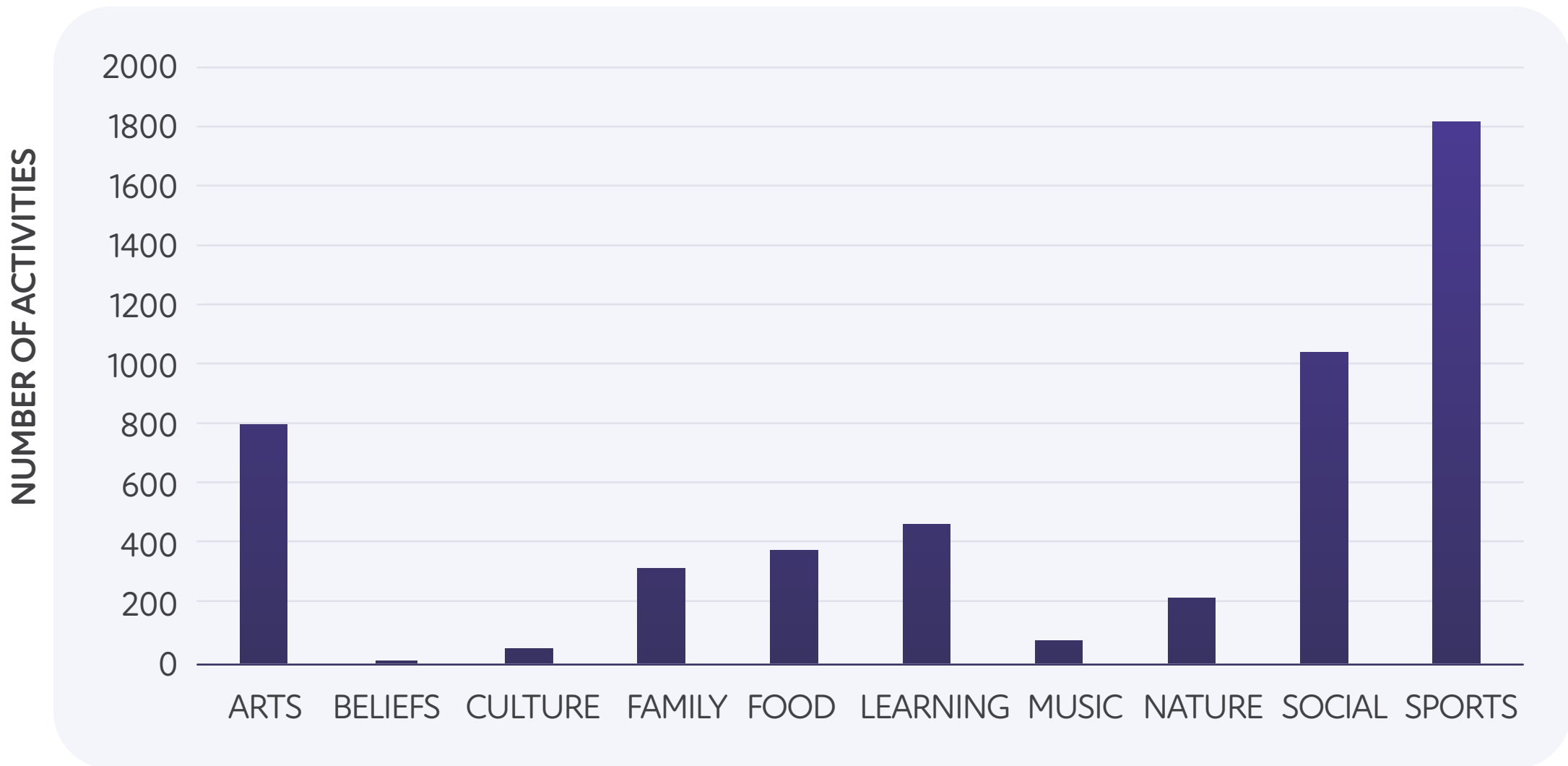
## Number of Activities

This graph represent the total number of activities on each day during each HAF programme.



## Type of Activities

This graph represent the total number of activities for each type of activity.





# Event Host Provider Activity Distribution

These graphs illustrate when most activities began and ended each day. The majority of sessions started around 9:00 AM and ended by 2:00 PM, aligning well with typical school-day routines. These timings suggest providers aimed to maximise participation by offering activities during convenient daytime hours. This pattern supports families with better daily planning while ensuring children benefit from structured engagement during peak energy periods.

HIGHEST ACTIVITY  
START TIMING



9:00 AM

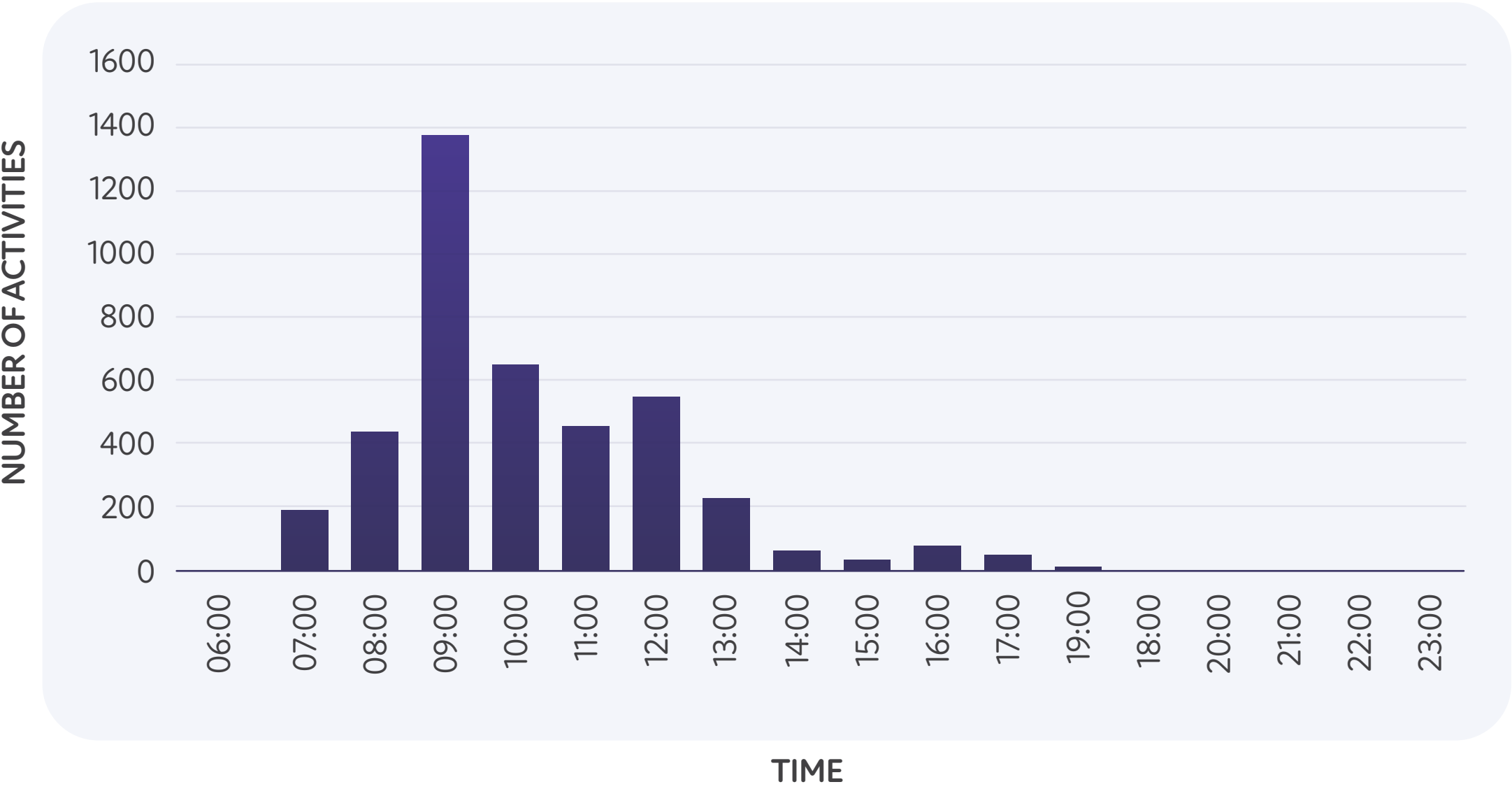
HIGHEST ACTIVITY  
END TIMING



2:00 PM

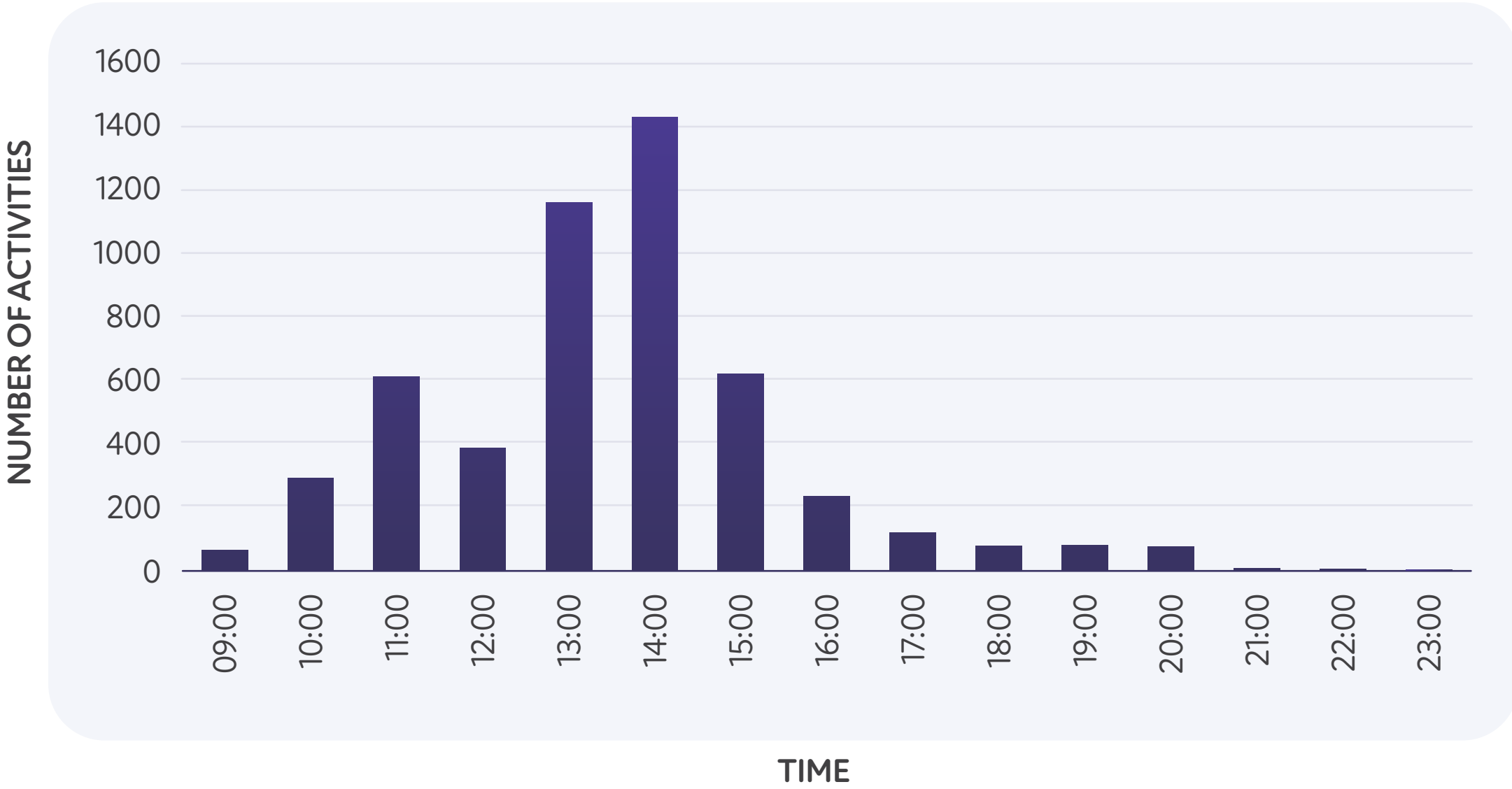
## Start Time

This graph represent the total number of activities for each starting time.



## End Time

This graph represent the total number of activities for each ending time.





# Heatmap of Participants Location

This heatmap provides a visual representation of where participants are coming from across the district. Each area on the map corresponds to a ward, with colour intensity reflecting the number of children attending activities from that location. Darker shades indicate higher participant concentrations, pointing to areas of strong engagement with the programme. Lighter areas represent lower attendance, which may highlight opportunities to increase awareness or accessibility in those wards.

By visualising participation in this way, we gain a clearer understanding of reach and community involvement, helping inform future planning and targeted outreach efforts.

TOTAL NUMBER OF BOOKINGS

▶

19,373

TOTAL NUMBER OF CHILDREN WHO ATTENDED

▶

18,458

TOTAL NUMBER OF CHILDREN WHO DID NOT ATTEND

▶

915

TOTAL NUMBER OF ELIGIBLE BENEFICIARIES

▶

14,210

TOTAL NUMBER OF PRIMARY AGE CHILDREN

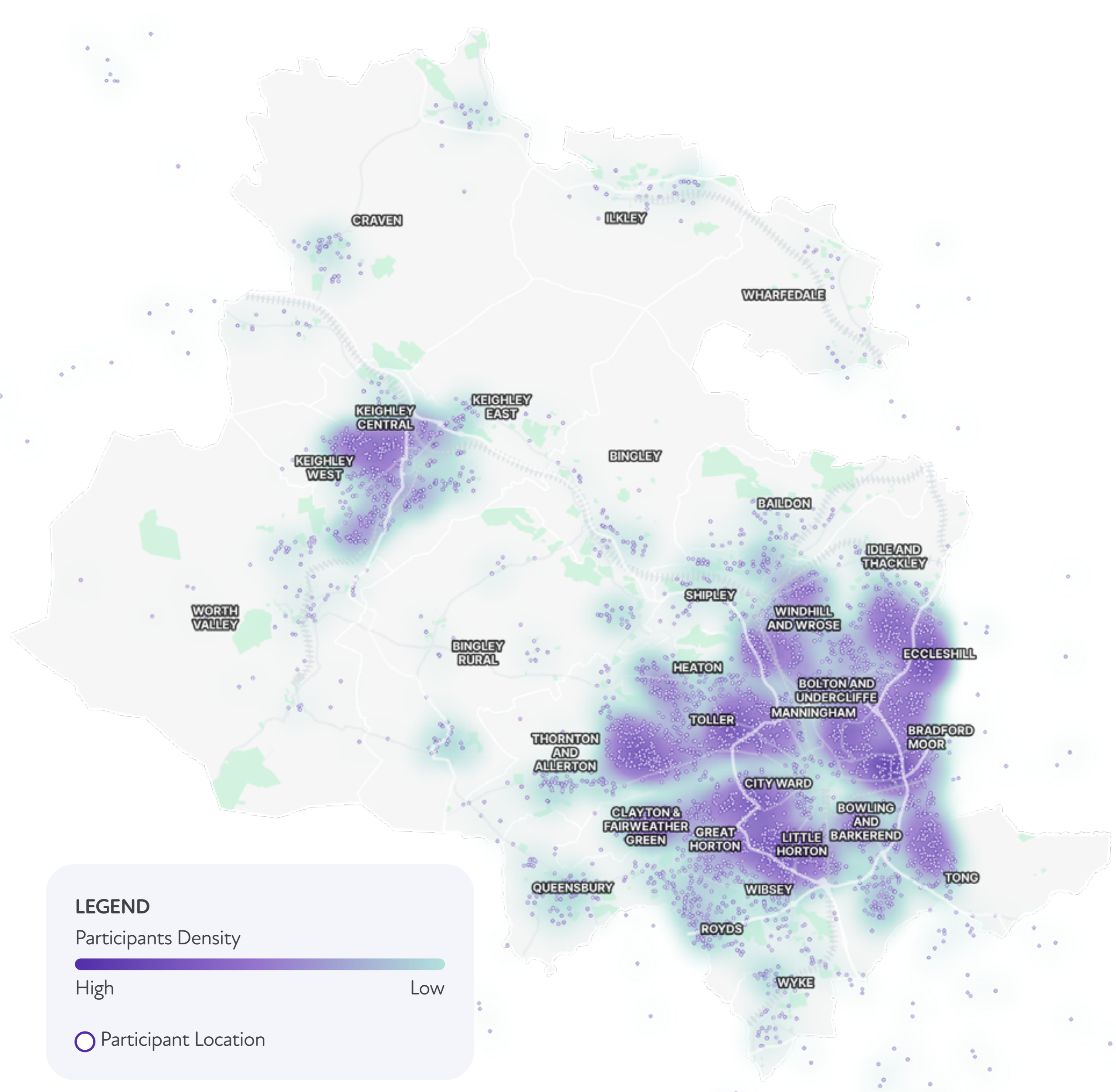
▶

13,735

TOTAL NUMBER OF SECONDARY AGE CHILDREN

▶

4,723





# Participants per Ward

This map presents the number of participants per ward. Areas shaded in darker colors indicate a higher concentration of participants, for comparison across the district.

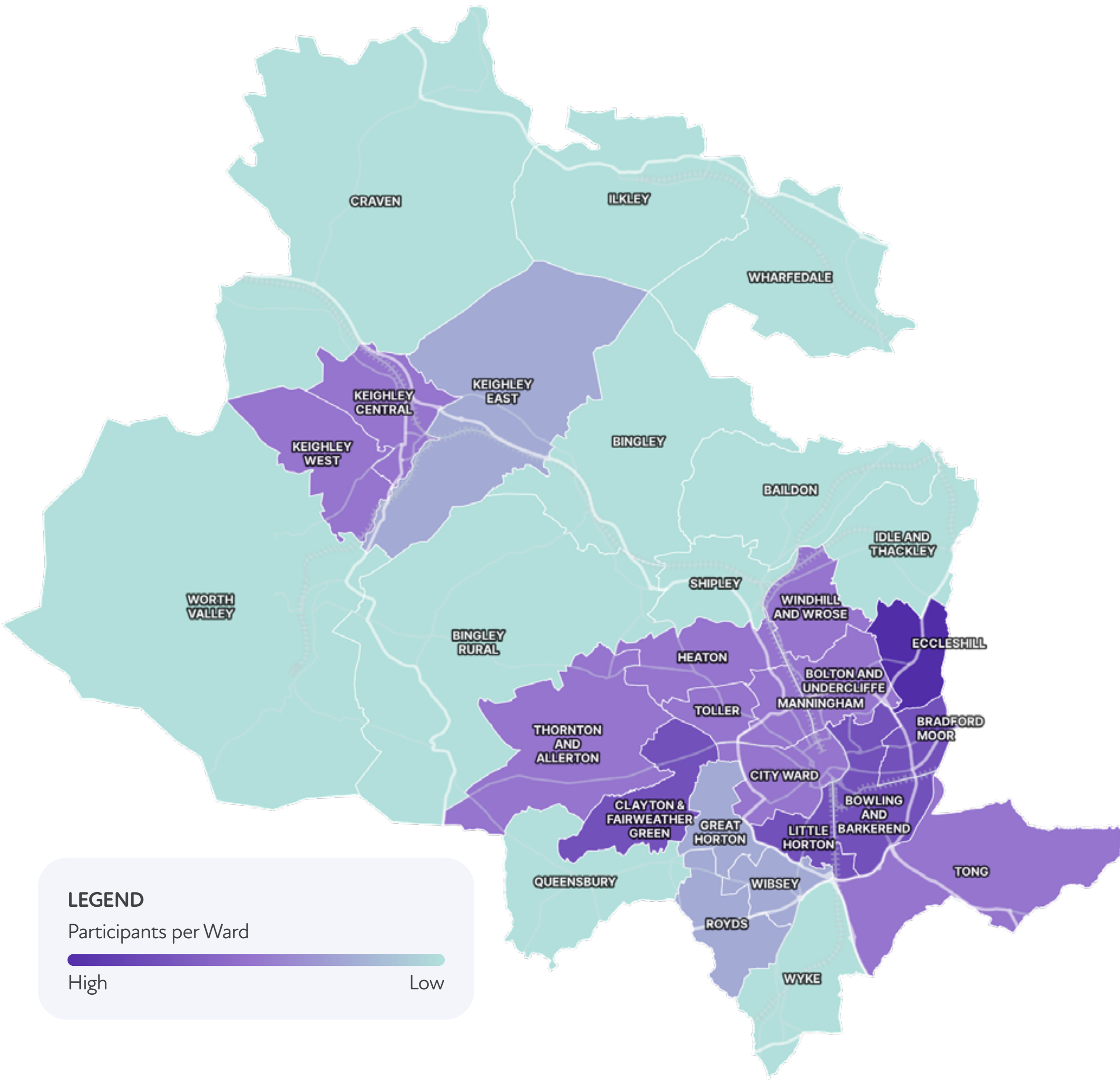
MEDIAN NUMBER  
OF PARTICIPANTS  
PER WARD

▶

621

Number of Participants

Baildon	194	Keighley East	428
Bingley	80	Keighley West	671
Bingley Rural	235	Little Horton	954
Bolton and Undercliffe	677	Manningham	655
Bowling and Barkerend	1093	Queensbury	270
Bradford Moor	989	Royds	350
City Ward	809	Shipley	222
Clayton & Fairweather Green	949	Thornton and Allerton	790
Craven	161	Toller	647
Eccleshill	1484	Tong	788
Great Horton	597	Wharfedale	30
Heaton	726	Wibsey	376
Idle and Thackley	304	Windhill and Wrose	675
Ilkley	71	Worth Valley	145
Keighley Central	646	Wyke	176



LEGEND

Participants per Ward





# FSM Participants per Ward

This map presents the number of FSM eligible participants per ward. Areas shaded in darker colors indicate a higher concentration of participants, for comparison across the district.

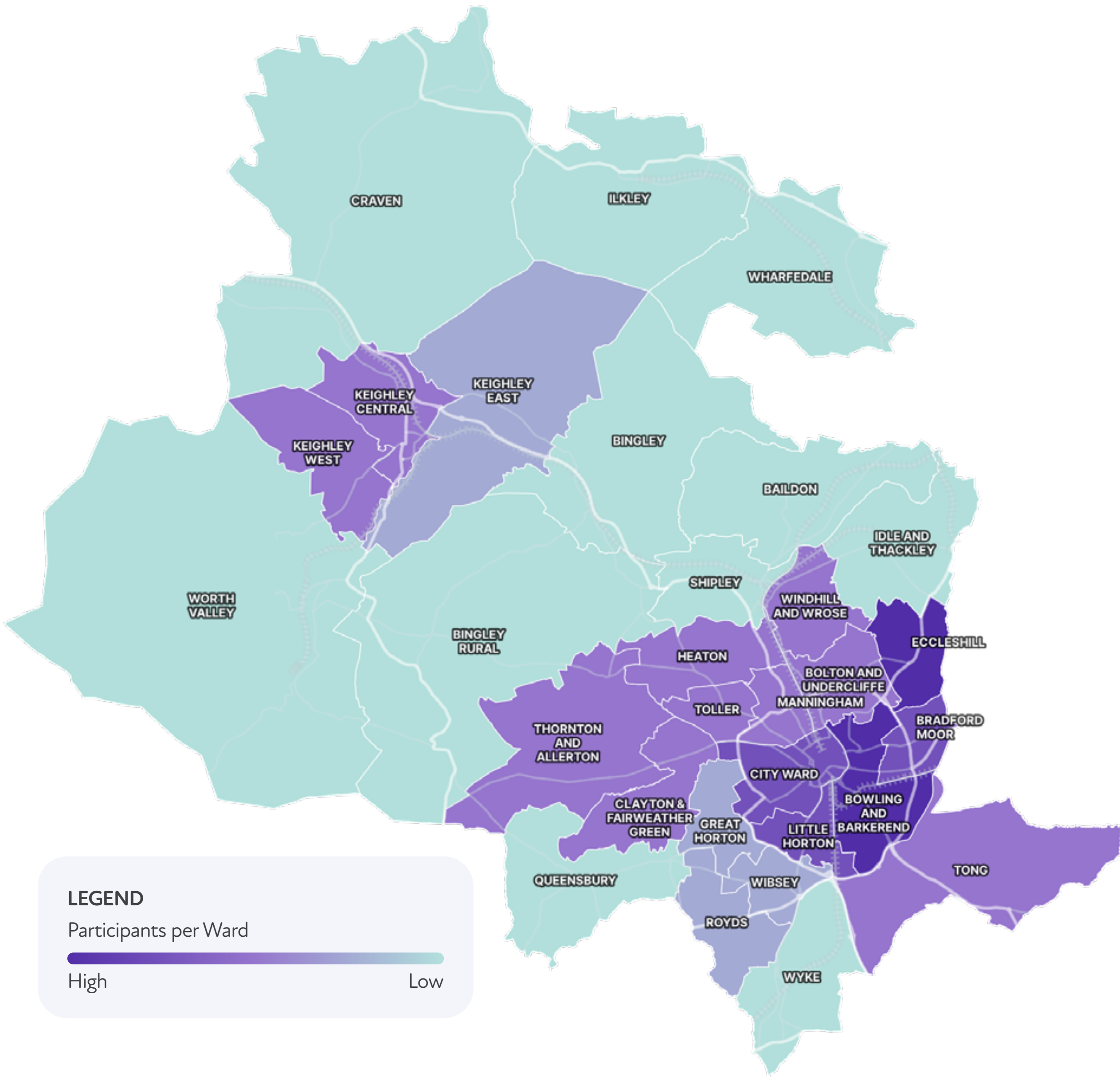
MEDIAN NUMBER  
OF PARTICIPANTS  
PER WARD

▶

430

Number of FSM Participants

Baildon	130	Keighley East	323
Bingley	55	Keighley West	446
Bingley Rural	168	Little Horton	737
Bolton and Undercliffe	506	Manningham	495
Bowling and Barkerend	913	Queensbury	113
Bradford Moor	673	Royds	227
City Ward	658	Shipley	133
Clayton & Fairweather Green	643	Thornton and Allerton	521
Craven	98	Toller	502
Eccleshill	1067	Tong	566
Great Horton	414	Wharfedale	14
Heaton	493	Wibsey	292
Idle and Thackley	182	Windhill and Wrose	493
Ilkley	19	Worth Valley	68
Keighley Central	515	Wyke	113





# Non-FSM Participants per Ward

This map presents the number of non-FSM participants per ward. Areas shaded in darker colors indicate a higher concentration of participants, for comparison across the district.

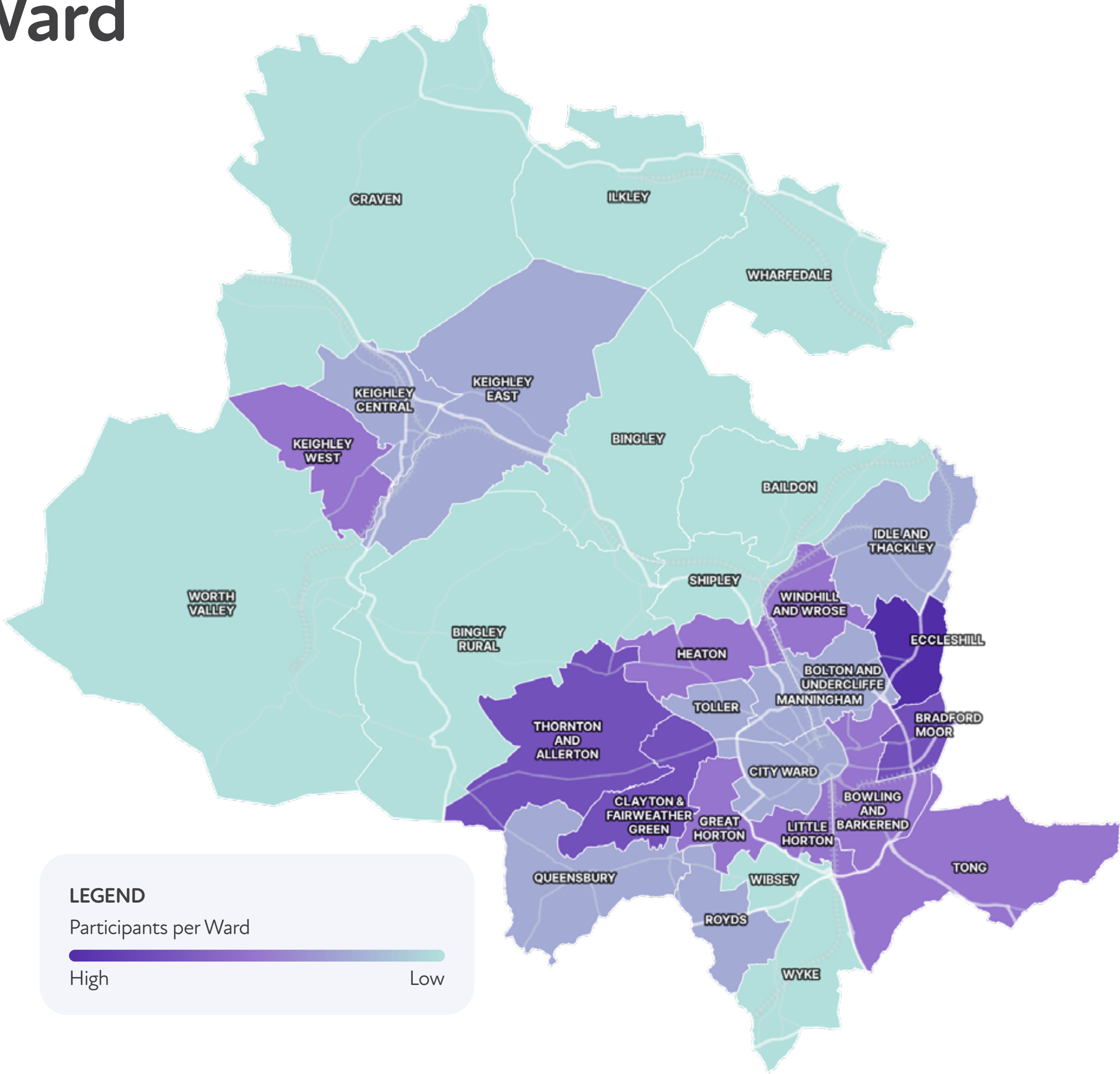
MEDIAN NUMBER  
OF PARTICIPANTS  
PER WARD

▶

148

Number of Non-FSM Participants

Baildon	64	Keighley East	105
Bingley	25	Keighley West	225
Bingley Rural	67	Little Horton	217
Bolton and Undercliffe	171	Manningham	160
Bowling and Barkerend	180	Queensbury	157
Bradford Moor	316	Royds	123
City Ward	151	Shipley	89
Clayton & Fairweather Green	306	Thornton and Allerton	269
Craven	63	Toller	145
Eccleshill	417	Tong	222
Great Horton	183	Wharfedale	16
Heaton	233	Wibsey	84
Idle and Thackley	122	Windhill and Wrose	182
Ilkley	52	Worth Valley	77
Keighley Central	131	Wyke	63





# SEND Participants per Ward

This map presents the number of SEND participants per ward. Areas shaded in darker colors indicate a higher concentration of participants, for comparison across the district.

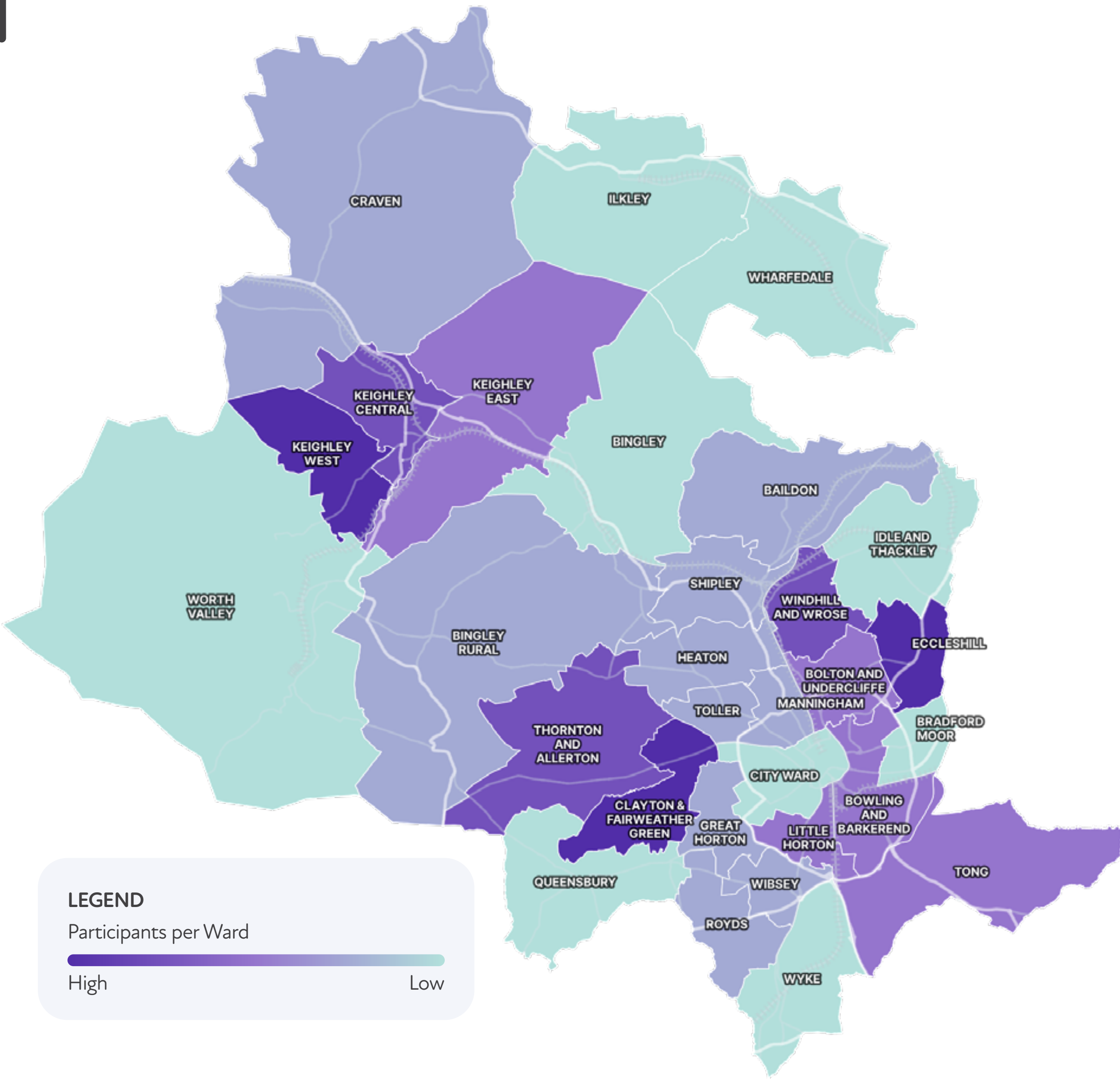
MEDIAN NUMBER  
OF PARTICIPANTS  
PER WARD

▶

76

Number of SEND Participants

Baildon	76	Keighley East	119
Bingley	41	Keighley West	187
Bingley Rural	76	Little Horton	102
Bolton & Undercliffe	105	Manningham	62
Bowling & Barkerend	91	Queensbury	48
Bradford Moor	51	Royds	73
City Ward	45	Shipley	77
Clayton	220	Thornton & Allerton	149
Craven	81	Toller	73
Eccleshill	198	Tong	102
Great Horton	80	Wharfedale	22
Heaton	85	Wibsey	59
Idle and Thackley	30	Windhill a& Wrose	163
Ilkley	42	Worth Valley	55
Keighley Central	138	Wyke	44





# Vulnerable\* Participants per Ward

This map presents the number of vulnerable\* participants per ward. Areas shaded in darker colors indicate a higher concentration of participants, for comparison across the district.

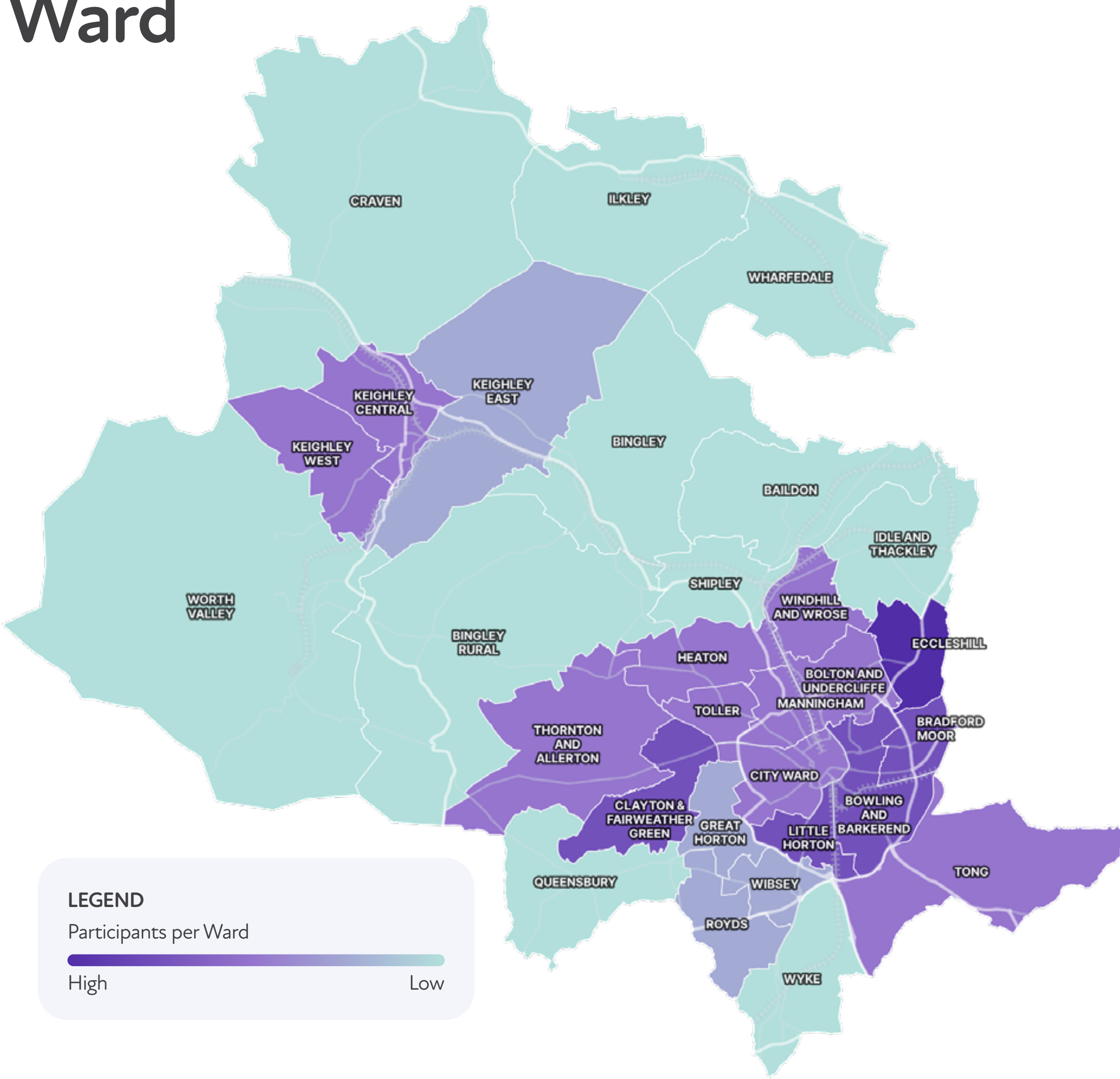
MEDIAN NUMBER  
OF PARTICIPANTS  
PER WARD

▶

50

Number of Vulnerable\* Participants

Baildon	23	Keighley East	55
Bingley	22	Keighley West	139
Bingley Rural	55	Little Horton	47
Bolton & Undercliffe	100	Manningham	45
Bowling & Barkerend	80	Queensbury	17
Bradford Moor	39	Royds	49
City Ward	37	Shipley	44
Clayton	87	Thornton & Allerton	77
Craven	62	Toller	52
Eccleshill	169	Tong	62
Great Horton	56	Wharfedale	12
Heaton	59	Wibsey	26
Idle and Thackley	16	Windhill a& Wrose	122
Ilkley	22	Worth Valley	28
Keighley Central	54	Wyke	16



LEGEND

Participants per Ward

High

Low

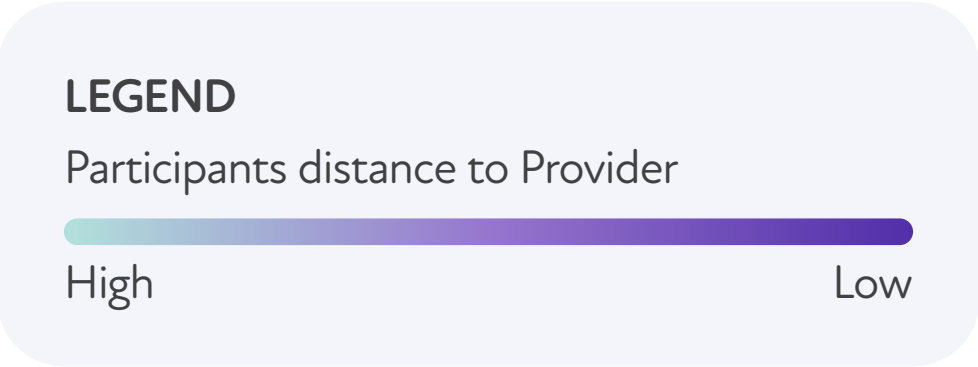
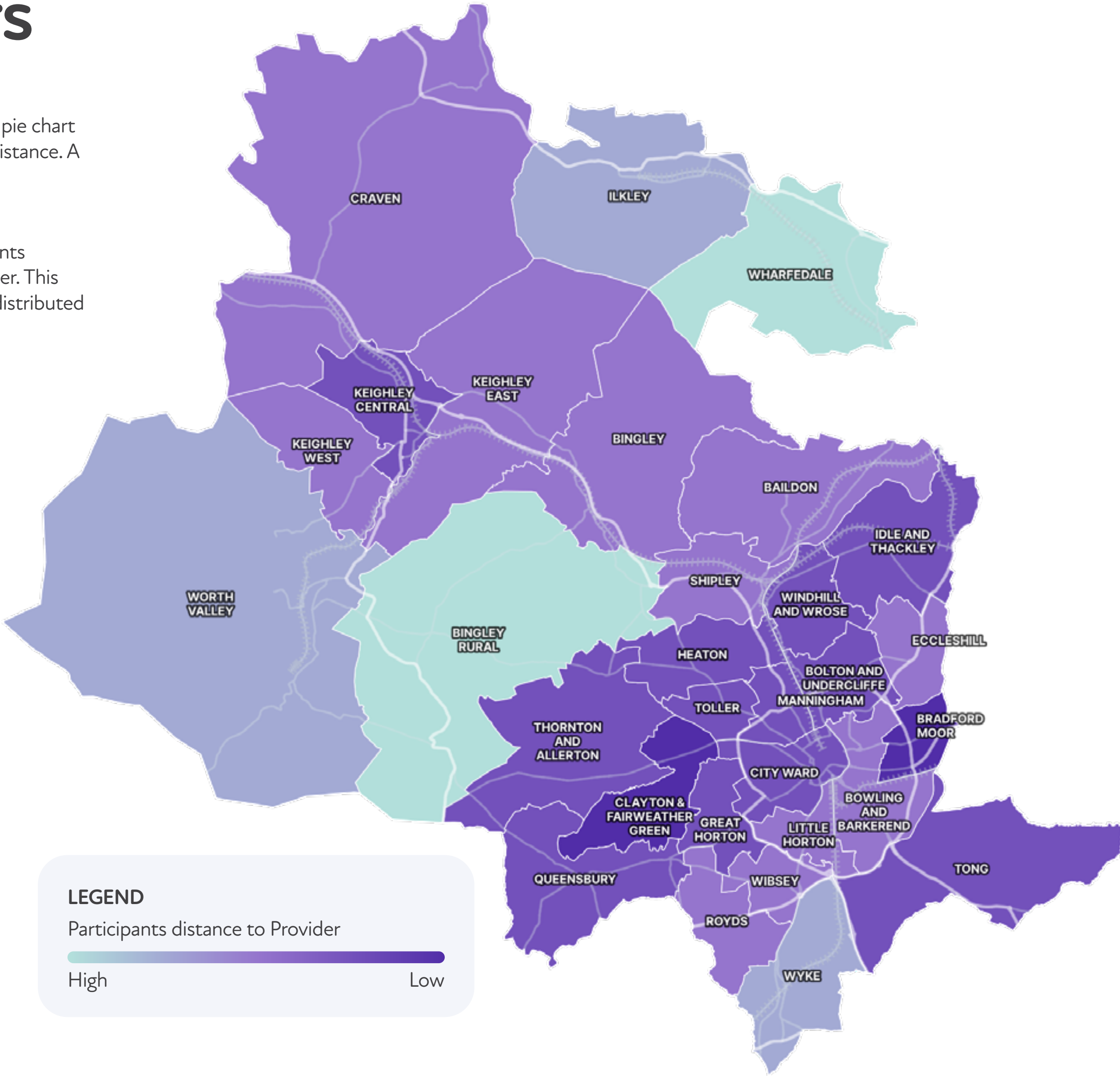
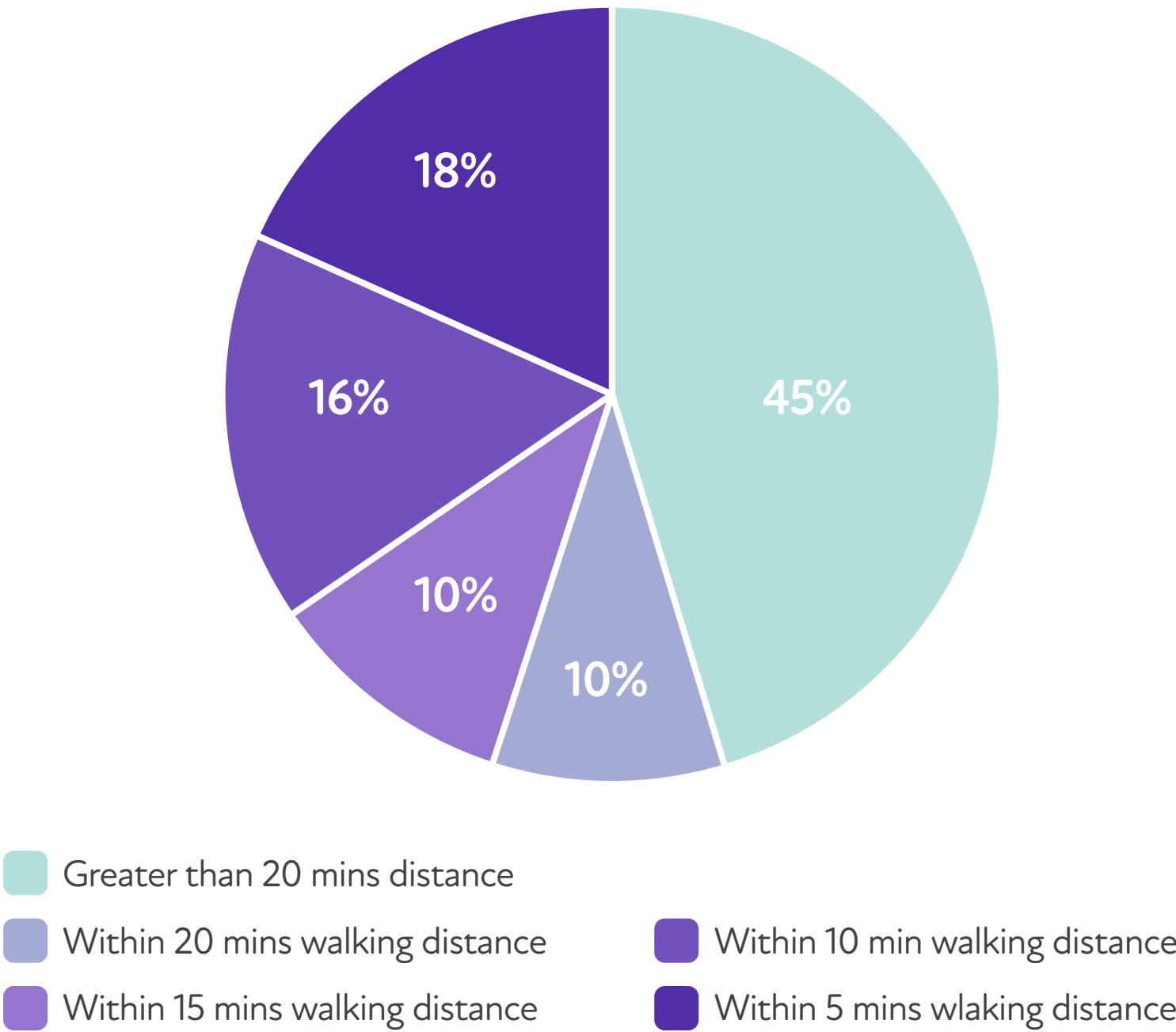
\*Vulnerable - Children identified by providers as needing extra support



# Travel Distances to Providers

This page highlights how far participants needed to travel to access activities organised in their area. The pie chart categorises participants by walking distance—ranging from within 5 minutes to outside typical walking distance. A significant proportion of attendees lived within a short walk, indicating good local access to activities.

On the right, the map visualises travel proximity by ward. Darker shades represent wards where participants lived closer to activity locations, while lighter shades indicate areas where participants had to travel further. This information helps assess accessibility and can guide future planning to ensure activities are more evenly distributed and reachable for all communities.



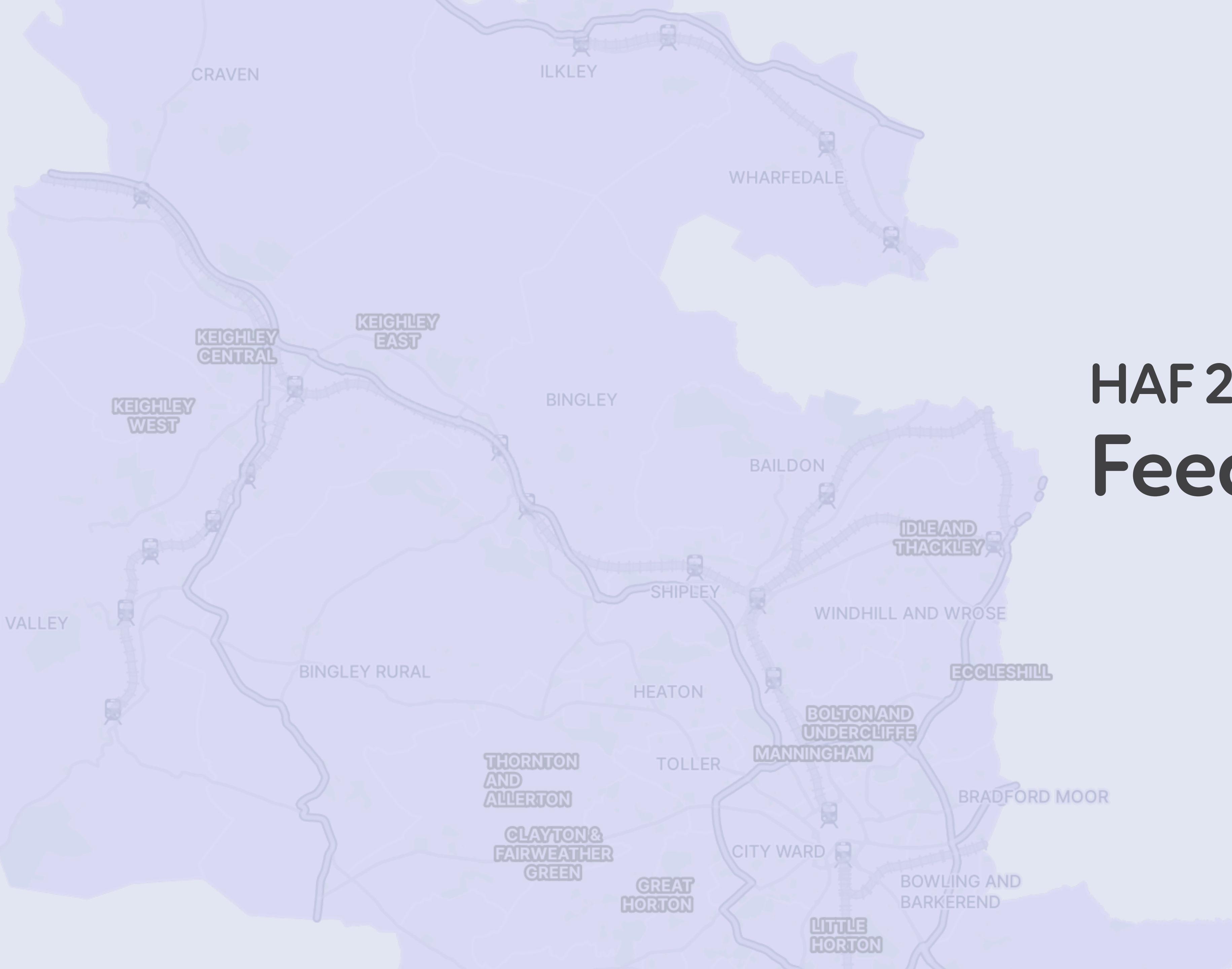


# HAF Comparison



	2022	2023	2024
PERCENTAGE (%) OF FSM PUPILS IN WALKABLE LIMITS	88%	79%	74%
FSM PUPILS PER PROVIDER ON AVERAGE PER WARD	707	955	829
FSM PUPILS PER ACTIVITY ON AVERAGE PER WARD	44	34	28
MEDIAN PARTICIPANTS PER WARD	579	593	621
AVERAGE NUMBER OF ACTIVITIES PER PROVIDER	24	17	16
AVERAGE NUMBER OF PARTICIPANTS PER PROVIDER	81	50	56
PERCENTAGE (%) OF FREE ACTIVITIES	92%	100%	100%
PERCENTAGE (%) OF FSM PARTICIPANTS	79%	77%	72%
PERCENTAGE (%) OF NON-FSM PARTICIPANTS	21%	23%	28%
PERCENTAGE (%) OF FSM PARTICIPANTS TO TOTAL FSM PUPIL PER WARD (AVERAGE OF EASTER,SUMMER AND WINTER)	19%	17%	13%
% OF PARTICIPANTS WHO WALKED TO THEIR PROVIDERS	52%	49%	45%





# HAF 2024 Feedback



# From Children

Lovely people that make you feel welcome

Pantomime and day trips to Liverpool and Christmas markets

Going to see the winter/Christmas illuminations

Socialising and having fun with friends and making new friends

Outdoor activities and trips

Fun activities to do with my family

Doing something different everyday

Variety of activities to choose from



Spending time with my family

Free transport to activities

The hot food was brilliant

Games with prizes

Cooking our own lunches

Learning sign language

Loved the activities

Wide selection of sports on offer



# From Parents

Felt so welcomed by the staff, it was like being part of a family

Providing support for SEND children

Cooking and baking with the children

Variety of activities for children of differing abilities

The quality of food provided to the children

Happy that children who were not eligible could also attend

The children looked forward to coming every day

That there was provision between Christmas and New Year

Family sessions meant that siblings were not left out



The children were more active

Impressed with the activities being delivered

Outstanding, really helped not having to pay

The kids didn't want to leave

Flexibility and adaptability of staff in the providers

Friendly atmosphere for the children

Exceptional experience the children had

Children were enthusiastic and engaged

Inclusive and catering for all their needs



# From Providers

It's a great project and can see first hand the impact this has on children and families within the community

We want to thank HAF and the DfE for the opportunities provided for the young people

Programme is brilliant for the children's mental health

More SEND provision is needed across the district

Essential programme for families on low income

A lifeline for families, bringing joy and essential support.



Schools are ideal hubs to target FSM students and provide hot meals.

Without HAF providing our funding this would not be able to go ahead for our children

This has made a great impact in all our families, people not worried about getting food and having to come

HAF has introduced life-changing positive experiences and happiness

Our children have had so much fun

It is a fabulous initiative, enabling children and families to have their holiday periods enriched



HAF 2025 is eagerly awaited, with excitement for building on our achievements and striving for even greater success together!



Department  
for Education



City of  
**BRADFORD**  
METROPOLITAN DISTRICT COUNCIL



**YEMETECH**  
Humanizing Data

Department  
for Education